

INL-T

ANNUAL REPORT

OF

Inland Telephone Company

NAME

PO Box 171
Roslyn, WA 98941

ADDRESS

TO THE

IDAHO PUBLIC

UTILITIES COMMISSION

FOR THE

YEAR ENDED 2021

IDAHO PUBLIC
UTILITIES COMMISSION

2022 APR 13 PM 1:32

RECEIVED

INLAND TELEPHONE COMPANY
Corporate Offices

103 S. 2nd St.
P.O. Box 171
Roslyn, WA 98941

**INLAND
TELEPHONE**

Telephone: (509) 649-2211
Fax: (509) 649-3300

VIA CERTIFIED MAIL
RETURN RECEIPT REQUESTED

April 12, 2022

Terri Carlock, Administrator
Utilities Division
Idaho Public Utilities Commission
P. O. Box 83720
Boise, Idaho 83720-0074

Dear Ms. Carlock:

Enclosed please find a hard copy of the Annual Report of Inland Telephone Company ("Company") to the Idaho Public Utilities Commission for the year ended December 31, 2021.

Questions regarding this report should be directed to the attention of James K. Brooks or myself at (509) 649-2211.

Very truly yours,



Jessica A. Berry
Accounting Support

Enclosures

**ANNUAL REPORT OF SMALL TELEPHONE COMPANIES TO
THE IDAHO PUBLIC UTILITIES COMMISSION
FOR THE YEAR ENDING DECEMBER 31, 2021**

COMPANY INFORMATION

Exact name of utility: Inland Telephone Company

Address of principal office: 103 South Second Street, Roslyn, Washington 98941

Telephone Number (509) 649-2211

Cities or towns served: Colton, Dewatto, Prescott, Roslyn, Ronald, & Uniontown, Washington & Gifford, Leon & Lenore, Idaho

Name and title of officer having custody of the general corporate books of account:
James K. Brooks, Treasurer

Address of office where corporate books are kept and phone number: Same as principal office

Organized under the laws of the State of: Washington

Date of organization: 07/02/63

Form of organization (proprietorship, association, corporation): Corporation

If a Subchapter S Corporation, please specify: N/A

Name and address of controlling company, if any Western Elite Incorporated Services, P.O. Box 687, Roslyn, Washington 98941

Names of affiliated companies. Give address and description of business:

(1) R & R Cable Co., P.O. Box 610, Roslyn, WA 98941-cable television company,

(2) Inland Long Distance Telephone Company, P.O. Box 904, Roslyn, WA 98941-long distance resale,

(3) Newport Hills Land Co., Inc., P.O. Box 687, Roslyn, WA-land company,

(4) Easton Ridge Land Co., Inc., P.O. Box 687, Roslyn, WA-land company, (5) R & R Heights Land Co., Inc.,

P.O. Box 687, Roslyn, WA-land company, (6) Moses Lake Views Land Co., Inc., P.O. Box 687, Roslyn, WA-

land company, (7) Central Cascade Land Co., Inc. P.O. Box 687, Roslyn, WA 98941-land company

OFFICERS

Report below the title, name and office address of each general officer of the utility at the end of the year. If there were any changes during the year, show the name, title, and address of the previous officer and the date of change.

Title	Name	Address
President	Douglas W. Weis	P.O. Box 171, Roslyn, Washington 98941
Vice President	Jerred R. Weis	P.O. Box 171, Roslyn, Washington 98941
Secretary	Gregory A. Maras	P.O. Box 171, Roslyn, Washington 98941
Treasurer	James K. Brooks	P.O. Box 171, Roslyn, Washington 98941
Assistant Secretary	Jessica A. Berry	P.O. Box 171, Roslyn, Washington 98941

DIRECTORS

List the name of each person who was a member of the Board of Directors at any given time during the year: (Fees related to meetings only.)

Name and Address	Term Expired or Current Term	Meetings Attended This year	Fees Paid
Douglas W. Weis	Continuous	1	None
Gregory A. Maras	Continuous	1	None
James K. Brooks	Continuous	1	None
Justin D. Weis	Continuous	1	None
Jerred R. Weis	Continuous	1	None
Nolan W. Weis	Continuous	1	None

Name of Chairman of the Board: N/A
 Name of Secretary (or Clerk) of Board: Gregory A. Maras
 Number of Meetings of the Board during the year: 1

MANAGERS

List the name of each person who performed management duties for the Company during the year, and the total wages and bonuses paid to those persons: (Do not include Director fees in these amounts.)

Name	Title	Wages and Bonuses Paid
Douglas W. Weis	President	\$174,950
Gregory A. Maras	Secretary	\$0
James K. Brooks	Treasurer/Controller	\$172,830
Jerred R. Weis	Vice President	\$107,918
Nolan W. Weis	Special Projects Manager	\$107,900
		.

BALANCE SHEET
Assets and Other Debits

Title of Account	Balance Beginning of Year	Balance at End of Year	Increase or (Decrease)
Current Assets			
1120 Cash and Equivalents			
1130 Cash	429,748	46,825	(382,923)
1140 Special Cash Deposits			
1150 Working Cash Advances	1,550	1,550	0
1160 Temporary Investments			0
1180 Telecommunications Accts. Receivable	148,730	98,780	(49,950)
1181 Accts. Rec. Allow. -Telecommunications	(27,000)	(10,000)	17,000
1190 Other Accounts Receivable	2,794,334	1,404,661	(1,389,673)
1191 Accounts Receivable Allow. - Other			
1200 Notes Receivable			
1201 Notes Receivable Allowance			
1210 Interest & Dividends Receivable			
1220 Material and Supplies	297,203	557,151	259,948
1280 Prepayments	121,329	119,598	(1,731)
1290 Prepaid Rents			
1300 Prepaid Taxes			
1310 Prepaid Insurance			
1320 Prepaid Directory Expenses			
1330 Other Prepayments			
1350 Other Current Assets			
Noncurrent Assets			
1401 Investment in Affiliated Companies			
1402 Investment in Nonaffiliated Companies	100,106	102,200	2,094
1406 Nonregulated Investments	1,955,319	2,445,266	489,947
1407 Unamortized Debt Issuance Expense			
1408 Sinking Funds			
1410 Other Noncurrent Assets	198,913	208,477	9,564
1438 Deferred Maintenance & Retirements			
1439 Deferred Charges			
1500 Other Jurisdiction Assets - Net			
Property, Plant and Equipment			
2001 Telecommunications Plants in Service	36,634,245	37,127,206	492,961
2002 Prop. Held for Future Telecom. Use	0	75,047	75,047
2003 Telecom. Plant under Constr. - Short Term	277,701	517,743	240,042
2004 Telecom. Plant under Constr. - Long Term			
2005 Telecom. Plant Adjustment			
2006 Nonoperating Plant			
2007 Goodwill			
Depreciation and Amortization Accounts			
3100 Accumulated Depreciated	19,802,237	21,172,706	1,370,469
3200 Accum. Depre. - Held for Future Use	0	74,001	74,001
3300 Accumulated Depreciation - Nonoperating			
3400 Accumulated Amortization - Tangible			
3410 Accum. Amort. - Capitalized Leases			
3420 Accum. Amort. - Leasehold Improvements	1,628	1,764	136
3500 Accumulated Amortization - Intangible	0	0	0
3600 Accumulated Amortization - Other			
TOTAL ASSETS	23,128,313	21,446,033	(1,682,280)

BALANCE SHEET
Liabilities & Stockholders' Equity

Title of Account	Balance Beginning of Year	Balance at End of Year	Increase or (Decrease)
Current Liabilities			
4010 Accounts Payable	141,218	191,054	49,836
4020 Notes Payable			
4030 Advance Billings and Payments			
4040 Customer Deposits	1,962	1,434	(528)
4050 Current Maturities - Long -Term Debt	1,134,771	1,159,764	24,993
4060 Current Maturities - Capital leases			0
4070 Income Taxes - Accrued			0
4080 Other Taxes - Accrued	83,974	61,387	(22,587)
4100 Net Current Defer. Oper. Income Taxes			0
4110 Net Current Defer. Nonoper. Income Taxes			
4120 Other Accrued Liabilities	691,585	415,456	(276,129)
4130 Other Current Liabilities	12,025	12,025	0
Long-Term Debt			
4210 Funded Debt	9,964,578	8,809,334	(1,155,244)
4220 Premium on Long-Term Debt			
4230 Discount on Long-Term Debt			
4240 Reacquired Debt			
4250 Obligations Under Capital Leases			
4260 Advances from Affiliated Companies			
4270 Other Long-Term Debt			
Other Liabilities & Deferred Credits			
4310 Other Long-Term Liabilities			
4320 Unamort. Oper. Invest. Tax Credits - Net			
4330 Unamort. Nonoper. Invest. Tax Credits - Net			
4340 Net Noncurrent Defer. Oper. Income Taxes	2,047,019	1,845,665	(201,354)
4350 Net Noncur. Defer. Nonoper. Income Taxes			
4360 Other Deferred Credits			0
4370 Other Juris. Liab. & Def. Credits - Net			
Stockholders' Equity			
4510 Capital Stock	93,150	93,150	0
4520 Additional Paid-In Capital	7,175	7,175	0
4530 Treasury Stock			
4540 Other Capital			
4550 Retained Earnings	8,950,856	8,849,589	(101,267)
TOTAL LIAB. & OTHER CREDITS	23,128,313	21,446,033	(1,682,280)

ANALYSIS OF TELECOMMUNICATIONS PLANT IN SERVICE
TOTAL Company Basis

Analysis of Telecommunications Plant in Service

	Balance Beginning of Year	Additions During year	Plant Retired or Sold	Transfers and Adjustments	Balance End of Year
2111 Land	518,372				518,372
2112 Motor Vehicles	1,207,521	70,648	37,689		1,240,480
2113 Aircraft	0				0
2114 Special Purpose Vehicles	0				0
2115 Garage Work Equipment	34,880				34,880
2116 Other Work Equipment	1,134,745	58,501			1,193,246
2121 Buildings	2,502,732	16,046	10,758		2,508,020
2122 Furniture	189,989				189,989
2123 Office Equipment	308,104				308,104
2124 General Purpose Computers	394,421				394,421
2211 Analog Electronic Switching	0				0
2212 Digital Electronic Switching	2,293,219	63,101	5,415		2,350,905
2215 Electro-Mechanical Switching	0				0
2220 Operator Systems	0				0
2231 Radio Systems	0				0
2232 Circuit Equipment	5,616,695	463,783	9,432	(259,545)	5,811,501
2311 Station Apparatus	0				0
2321 Customer Premises Wiring	0				0
2341 Large Private Branch Exchanges	0				0
2351 Public Telephone Terminal Equipment	0				0
2362 Other Terminal Equipment	0				0
2411 Poles	60,105				60,105
2421 Aerial Cable	706,783			(82,617)	624,166
2422 Underground Cable	0				0
2423 Buried Cable	21,649,942	228,601		(2,263)	21,876,280
2424 Submarine Cable	0				0
2426 Intra-building Network Cable	0				0
2431 Aerial Wire	5,421				5,421
2441 Conduit Systems	0				0
2681 Capital Leases	0				0
2682 Leasehold Improvements	3,391				3,391
2690 Intangibles	7,925				7,925
TOTAL PLANT ACCOUNTS	36,634,245	900,680	63,294	(344,425)	37,127,206

ANALYSIS OF TELECOMMUNICATIONS PLANT ACCOUNTS
IDAHO Operations Only

	Balance Beginning of Year	Additions During year	Plant Retired or Sold	Transfers and Adjustments	Balance End of Year
Analysis of Telecommunications Plant in Service					
2111 Land	29,915				29,915
2112 Motor Vehicles	0				0
2113 Aircraft	0				0
2114 Special Purpose Vehicles	0				0
2115 Garage Work Equipment	0				0
2116 Other Work Equipment	13,119				13,119
2121 Buildings	125,906	16,046	10,758		131,194
2122 Furniture	0				0
2123 Office Equipment	63				63
2124 General Purpose Computers	0				0
2211 Analog Electronic Switching	0				0
2212 Digital Electronic Switching	313,972	7,896			321,868
2215 Electro-Mechanical Switching	0				0
2220 Operator Systems	0				0
2231 Radio Systems	0				0
2232 Circuit Equipment	615,856	7,637	6,584		616,909
2311 Station Apparatus	0				0
2321 Customer Premises Wiring	0				0
2341 Large Private Branch Exchanges	0				0
2351 Public Telephone Terminal Equipment	0				0
2362 Other Terminal Equipment	0				0
2411 Poles	23,119				23,119
2421 Aerial Cable	29,531				29,531
2422 Underground Cable	0				0
2423 Buried Cable	2,602,173				2,602,173
2424 Submarine Cable	0				0
2426 Intrabuilding Network Cable	0				0
2431 Aerial Wire	4,821				4,821
2441 Conduit Systems	0				0
2681 Capital Leases	0				0
2682 Leasehold Improvements	0				0
2690 Intangibles	4,764				4,764
TOTAL PLANT ACCOUNTS	3,763,239	31,579	17,342	0	3,777,476

ANALYSIS OF ENTRIES IN ACCUMULATED DEPRECIATION
Account 3100

TOTAL Company Basis

Analysis of Entries in Accumulated Depreciation

	Balance Beginning of Year	Depreciation Rate*	Credits During Year	Retirements and Adjustments	Balance End of Year
2112 Motor Vehicles	978,416	12.50	62,201	(31,656)	1,008,961
2113 Aircraft	0				0
2114 Special Purpose Vehicles	0				0
2115 Garage Work Equipment	25,894	12.50	1,198		27,092
2116 Other Work Equipment	1,088,142	12.50	27,101		1,115,243
2121 Buildings	1,756,338	2.50	54,273	(10,757)	1,799,854
2122 Furniture	189,856	15.00	133		189,989
2123 Office Equipment	245,666	5.00	22,614		268,280
2124 General Purpose Computers	393,986	25.00	435		394,421
2211 Analog Electronic Switching	0				0
2212 Digital Electronic Switching	1,175,727	9.00	200,899	(2,497)	1,374,129
2215 Electro-Mechanical Switching	0				0
2220 Operator Systems	0				0
2231 Radio Systems	0				0
2232 Circuit Equipment	2,973,646	11.19	402,927	(140,581)	3,235,992
2311 Station Apparatus	0				0
2321 Customer Premises Wiring	0				0
2341 Large Private Branch Exchanges	0				0
2351 Public Telephone Terminal Equipment	0				0
2362 Other Terminal Equipment	0				0
2411 Poles	41,255	5.00	1,077		42,332
2421 Aerial Cable	253,872	4.00	32,158	(42,479)	243,551
2422 Underground Cable	0				0
2423 Buried Cable	10,674,018	4.00	772,904	20,519	11,467,441
2424 Submarine Cable	0				0
2426 Intrabuilding Network Cable	0				0
2431 Aerial Wire	5,421	8.00			5,421
2441 Conduit Systems	0				0
TOTAL	19,802,237		1,577,920	(207,451)	21,172,706

*Please list individual depreciation rate for each account.

sdddd

ANALYSIS OF ENTRIES IN ACCUMULATED DEPRECIATION
Account 3100

IDAHO Operations Only

	Balance Beginning of Year	Depreciation Rate*	Credits During Year	Retirements and Adjustments	Balance End of Year
Analysis of Entries in Accumulated Depreciation					
2112 Motor Vehicles	0	12.50			0
2113 Aircraft	0				0
2114 Special Purpose Vehicles	0				0
2115 Garage Work Equipment	0	12.50			0
2116 Other Work Equipment	13,119	12.50			13,119
2121 Buildings	95,161	2.50	3,214	(10,758)	87,617
2122 Furniture	0	15.00			0
2123 Office Equipment	63	5.00			63
2124 General Purpose Computers	0	25.00			0
2211 Analog Electronic Switching	0				0
2212 Digital Electronic Switching	160,626	9.00	26,828		187,454
2215 Electro-Mechanical Switching	0				0
2220 Operator Systems	0				0
2231 Radio Systems	0				0
2232 Circuit Equipment	344,325	11.19	38,515	(6,583)	376,257
2311 Station Apparatus	0				0
2321 Customer Premises Wiring	0				0
2341 Large Private Branch Exchanges	0				0
2351 Public Telephone Terminal Equipment	0				0
2362 Other Terminal Equipment	0				0
2411 Poles	4,270	5.00	1,077		5,347
2421 Aerial Cable	24,458	4.00	1,181		25,639
2422 Underground Cable	0				0
2423 Buried Cable	2,132,881	4.00	30,969		2,163,850
2424 Submarine Cable	0				0
2426 Intrabuilding Network Cable	0				0
2431 Aerial Wire	4,821	8.00			4,821
2441 Conduit Systems	0				0
TOTAL	2,779,724		101,784	(17,341)	2,864,167

* Please list individual depreciation rate for each account.

INVESTMENTS

Report below the investments in Accounts 1401, 1402 and 1406. Identify each investment as to the account in which included. Minor amounts in Account 1406 may be grouped by classes.

<u>Description</u>	<u>Date Acquired</u>	<u>Book Cost of Investments Disposed of This year</u>	<u>Book Cost of Investments Held at End of Year</u>
1402-MCI	2005		43,896
1406-CPE/Bldgs/Vehicles/ Internet Equipment	Various		2,445,266
Rural Telephone Finance Cooperative Capital Certificates			58,304
Totals		<u>0</u>	<u>2,547,466</u>

RECEIVABLES

Itemize amounts show in Accounts 1180, 1190 and 1200. For notes receivable list each note separately and include the maturity date and interest rate. Minor amounts in Account 1210 may be combined.

<u>Name of Company</u>	<u>Amount at End of Year</u>	
	<u>Notes Receivable</u>	<u>Accounts Receivable</u>
1180-Due From Customers		98,780
1190-Other A/R-Interexchange Carriers & Exchange Carrier Association		665,483
1190-Other A/R-Affiliated Companies		751,307
1190-Other A/R		(12,169)
4070.1 Income Taxes		40
Totals		<u>1,503,441</u>

NOTES PAYABLE

For Notes Payable, list each note separately and include the maturity date and interest rate.

<u>Name of Creditor</u>	<u>Date of Note</u>	<u>Interest Rate</u>	<u>Due Date</u>	<u>Face Amount</u>
Totals				<u>0</u>

ACCOUNTS PAYABLE

Report below all Accounts Payable amounting to more than \$100.00

<u>Name of Creditor</u>	<u>Amount</u>
Trade Payables	191,054
Totals	<u>191,054</u>

LONG TERM DEBT

Accounts 4210, 4240, 4250, 4260, 4270 and 4310

List the required data for each obligation included in these accounts, grouping them by account number and showing totals for each account. If any obligations mature serially or otherwise at various dates, give particulars in a note.

Class & Series of Obligation	Date of Issue	Date of Maturity	Fact Amount Authorized	Outstanding Year-End	Premium/ Discount		Interest for year		
					Total	Year Amortized	Rate	Amount	
FTB H0010	Oct. 2011	Dec. 2029	541,768	285,435	1		1.702%	5,635	
FTB H0015	Jul. 2013	Dec. 2029	1,353,507	733,997	1		2.468%	20,516	
FTB F0020	Nov. 2013	Dec. 2029	394,618	215,008	1		2.681%	6,499	
FTB F0025	Dec. 2013	Dec. 2029	687,773	383,585	1		2.894%	12,467	
FTB F0030	Feb. 2014	Dec. 2029	2,025,086	1,133,704	1		2.649%	33,882	
FTB H0035	July, 2014	Dec. 2029	515,027	293,762	1		2.422%	8,066	
FTB F0040	Dec. 2014	Dec. 2029	1,346,993	771,666	1		2.078%	18,346	
FTB F0045	April 2015	Dec. 2029	534,597	312,664	1		1.856%	6,689	
FTB F0050	June 2015	Dec. 2029	1,686,575	997,124	1		2.157%	24,551	
FTB F0055	Sep 2015	Dec. 2029	1,157,780	692,033	1		2.069%	16,386	
FTB F0060	Feb. 2016	Dec. 2029	1,258,210	766,681	1		1.655%	14,747	
FTB F0065	May 2016	Dec. 2029	1,422,510	863,144	1		1.744%	17,832	
FTB F0070	Jul. 2015	Dec. 2029	512,041	319,341	1		1.260%	4,785	
FTB F0075	Oct. 2016	Dec. 2029	3,406,913	2,180,954	1		1.628%	41,318	
CUSHION OF CREDIT								(136)	
			16,843,398	9,969,098				231,583	

INCOME & RETAINED EARNINGS STATEMENT

Item	Total Company	Idaho Only
Total Operating Income (from page 15)	<u>5,424,797</u>	<u>945,955</u>
Total Operating Expenses (from page 17)	<u>5,330,261</u>	<u>475,144</u>
7100 Other Operating Income and Expense	<u> </u>	<u> </u>
7210 Operating Investment Tax Credits-Net	<u> </u>	<u> </u>
7220 Operating Federal Income Taxes	<u> </u>	<u> </u>
7230 Operating State and Local Income Taxes	<u>262,291</u>	<u>44,606</u>
7240 Operating Other Taxes	<u>0</u>	<u>0</u>
7250 Provision for Deferred Operating Income Taxes-Net	<u>(55,471)</u>	<u>(4,083)</u>
7200 Operating Taxes (Total)	<u>206,820</u>	<u>40,523</u>
7310 Dividend Income	<u>2,849</u>	<u>299</u>
7320 Interest Income	<u>8,112</u>	<u>0</u>
7330 Income from Sinking and Other Funds	<u> </u>	<u> </u>
7340 Allowance for Funds Used During Construction	<u>0</u>	<u>0</u>
7350 Gains/Losses from the Disposition of Certain Property	<u>11,965</u>	<u>0</u>
7360 Other Nonoperating Income	<u>10,746</u>	<u>1,128</u>
7370 Special Charges	<u>(73,722)</u>	<u>(7,739)</u>
7300 Nonoperating Income and Expense	<u>(40,050)</u>	<u>(6,312)</u>
7410 Nonoperating Investment Tax Credits-Net	<u> </u>	<u> </u>
7420 Nonoperating Federal Income Taxes	<u> </u>	<u> </u>
7430 Nonoperating State and Local Income Taxes	<u> </u>	<u> </u>
7440 Nonoperating Other Taxes	<u> </u>	<u> </u>
7450 Provision for Deferred Nonoperating Income Taxes-Net	<u>49,099</u>	<u>0</u>
7400 Nonoperating Taxes	<u>49,099</u>	<u>0</u>
7510 Interest on Funded Debt	<u>231,583</u>	<u>10,287</u>
7520 Interest Expense-Capital Leases	<u> </u>	<u> </u>
7530 Amortization of Debt Issuance Expense	<u> </u>	<u> </u>
7540 Other Interest Deductions	<u>5</u>	<u>2</u>
7500 Interest and Related Items	<u>231,588</u>	<u>10,289</u>
7610 Extraordinary Income Credits	<u> </u>	<u> </u>
7620 Extraordinary Income Charges	<u> </u>	<u> </u>
7630 Current Income Tax Effect of Extraordinary Items-Net	<u> </u>	<u> </u>
7640 Provision for Deferred Income Tax Effect of Extraordinary Items-Net	<u> </u>	<u> </u>
7600 Extraordinary Items	<u>0</u>	<u>0</u>
7910 Income Effect of Jurisdictional Ratemaking Differences-Net	<u> </u>	<u> </u>
7990 Nonregulated Net Income	<u>331,754</u>	<u>(108,834)</u>
AMOUNT TRANSFERRED TO RETAINED EARNINGS	<u>(101,267)</u>	<u>304,853</u>

OPERATING REVENUES

Item	Total Company	Idaho Only
Local Network Services Revenues		
5001 Basic Area Revenue	467,729	62,739
5002 Optional Extended Area Revenue		
5003 Cellular Mobile Revenue		
5004 Other Mobile Services Revenue		
5010 Public Telephone Revenue		
5040 Local Private Line Revenue		
5050 Customer Premises Revenue		
5060 Other Local Exchange Revenue	52,786	7,649
5069 Other Local Exchange Settlements		
Network Access Services Revenues		
5081 End User Revenue (SLC)	255,747	21,169
5082 Switched Access Revenue (Interstate)	3,050,300	768,073
5083 Special Access Revenue	1,011,681	49,433
5084 State Access Revenue (Intrastate)	543,117	31,599
Long Distance Network Services Revenues		
5100 Long Distance Message Revenue - All	(65)	0
Miscellaneous Revenues		
5230 Directory Revenue	6,387	918
5240 Rent Revenue	0	0
5250 Corporate Operations Revenue		
5261 Special Billing Arrangements Revenue		
5262 Customer Operations Revenue	23,490	1,696
5263 Plant Operations Revenue		
5264 Other Incidental Regulated Revenue	240	0
5269 Other Revenue Settlements		
5270 Carrier Billing & Collection Revenue	23,339	2,733
Uncollectible Revenues		
5301 Uncollectible Revenue - Telecommunications	9,953	54
5302 Uncollectible Revenue - Other		
TOTAL OPERATING REVENUES	5,424,798	945,955

Please identify the following revenues:

NECA USF \$765,423 To what account were they booked?
A/C 5082.135-Interstate Switched Access Revenue-USF (Idaho only)

State USF \$ 27,604 To what account were they booked?
A/C 5084.120-Intrastate Switched Access Revenue-USF (Idaho only)

OPERATING REVENUES

Item	Total Company	Idaho Only
Plant Specific Operations Expense		
6110 Network Support Expenses		
6112 Motor Vehicle Expense	0	0
6113 Aircraft Expense		
6114 Special Purpose Vehicles Expense		
6115 Garage Work Equipment Expense	24,840	3,101
6116 Other Work Equipment Expense	0	0
6120 General Support Expenses		
6121 Land and Building Expenses	191,373	38,782
6122 Furniture and Artworks Expense	867	176
6123 Office Equipment Expense	39,794	8,064
6124 General Purpose Computers Expense	64,492	13,070
6210 Central Office Switching Expenses	306,500	31,156
6211 Analog Electronic Expense		
6212 Digital Electronic Expense		
6215 Electro-Mechanical Expense		
6220 Operators System Expense		
6230 Central Office Transmission Expenses	299,016	21,232
6231 Radio Systems Expense		
6232 Circuit Equipment Expense		
6310 Information Origination/Termination Expense		
6311 Station Apparatus Expense		
6341 Large Private Branch Exchange Expense		
6351 Public Telephone Terminal Equipment Expense		
6362 Other Terminal Equipment Expense		
6410 Cable and Wire Facilities Expenses		
6411 Pole Expense	17,192	20
6421 Aerial Cable Expense	31,237	611
6422 Underground Cable Expense	605,928	14,624
6423 Buried Cable Expense		
6424 Submarine Cable Expense		
6425 Deep Sea Cable Expense		
6426 Intra-building Network Cable Expense		
6431 Aerial Wire Expense		
6441 Conduit Systems Expense		
TOTAL PLANT SPECIFIC OPERATIONS EXPENSE	1,581,239	130,836

OPERATING REVENUES

Item	Total Company	Idaho Only
Plant Nonspecific Operations Expense		
Other Property/Plant/Equipment Expenses		
6511 Property Held for Future Telecomm. Use Expenses		
6512 Provisioning Expense	3,233	639
6530 Network Operations Expense		
6531 Power Expense	30,454	3,131
6532 Network Administration Expense	158,144	31,255
6533 Testing Expense	28,581	1,258
6534 Plant Operations Administration Expense	108,229	21,390
6535 Engineering Expense	6	1
6540 Access Expense	391,256	16,451
6560 Depreciation and Amortization Expenses		
6561 Depreciation Expense-Telecom. Plant in Service	1,577,920	134,379
6562 Depreciation Expense-Property Held for Future Use	141	0
6563 Amortization Expense - Tangible		
6564 Amortization Expense - Intangible	136	0
6565 Amortization Expense - Other		
Total Plant Nonspecific Operations Expenses	2,298,100	208,504
Customer Operations Expense		
6610 Marketing	186	20
6611 Product Management		
6612 Sales		
6613 Product Advertising		
6620 Services		
6621 Call Completion Services		
6622 Number Services	5,952	625
6623 Customer Services	584,277	61,335
Total Customer Operations Expense	590,415	61,980
Corporate Operations Expense		
6710 Executive and Planning	183,450	15,739
6711 Executive		
6712 Planning		
6720 General and Administrative		
6721 Accounting and Finance	418,385	35,894
6722 External Relations	2,855	244
6723 Human Resources	58,337	5,005
6724 Information Management		
6725 Legal	12,611	1,082
6726 Procurement		
6727 Research and Development		
6728 Other General and Administrative	184,869	15,860
6790 Provision for Uncollectible Notes Receivable		
Total Corporate Operations Expense	860,507	73,824
TOTAL OPERATING EXPENSES	5,330,261	475,144

CENTRAL OFFICE DATA
as of December 31, 2021 (unless otherwise indicated)

Name of Central Office: Leon, Idaho (shares Uniontown, Washington switch)
Prefix (es): (208)224

Central Office Switch _____ Metaswitch _____

Check all that apply: Check one: Check one:
Stand Alone X Digital X Electronic X
Host _____ Analog _____ Electro-Mechanical _____
Remote _____ Other: _____

Access Line Capacity
Design: 10,000

Access Lines in Use
Customer Lines: _____ 24
(Include Centrex, PAL, Semi-Pub.)

Installed/Equipped: _____ 764

Public Telephone Lines _____ 0

Company Official Lines _____ 1

Company Test Lines _____ 2

Classification of Customer Access

	Residence			Business			Total Residence & Business
	Multi- Line 1-Party	Single Line 1-Party	Multi- Party	Multi- Line 1-Party	Single Line 1-Party	Multi- Party	
Beginning of Year	0	23	0	0	1	0	24
New Connects	0	0	0	0	0	0	0
Disconnects	0	0	0	0	0	0	0
End of Year	0	23	0	0	1	0	24

Foreign Exchange:
Dial Tone from this C.O.: _____ 0
Dial Tone from another C.O.: _____ 0

Directory Listings:
Number of Customers with Nonpublished or Nonlisted: _____ 2

Custom Calling:
Number of customers with at least one feature: _____ 16
Total number of features subscribed to: _____ 5

CENTRAL OFFICE DATA
as of December 31, 2021 (unless otherwise indicated)

Name of Central Office: Lenore, Idaho
Prefix (es): (208)836

Central Office Switch Type: Metaswitch

Check all that apply:
Stand Alone X **Check one:** Electronic X
Host _____ Digital X Electro-Mechanical _____
Remote _____ Analog _____ Other: _____

Access Line Capacity
Design: 10,000

Installed/Equipped: 375

Access Lines in Use
Customer Lines: 166
(Include Centrex, PAL, Semi-Pub.)
Public Telephone Lines 0
Company Official Lines 8
Company Test Lines 6

Classification of Customer Access

	Residence			Business			Total Residence & Business
	Multi-Line 1-Party	Single Line 1-Party	Multi-Party	Multi-Line 1-Party	Single Line 1-Party	Multi-Party	
Beginning of Year	0	158	0	0	9	0	16
New Connects	0	7	0	0	0	0	0
Disconnects	0	15	0	0	0	0	0
End of Year	0	150	0	0	9	7	16

Foreign Exchange:
Dial Tone from this C.O.: 0
Dial Tone from another C.O.: 0

Directory Listings:
Number of Customers with Nonpublished or Nonlisted: 13

Custom Calling:
Number of customers with at least one feature: 161
Total number of features subscribed to: 11

NUMBER OF CALLS COMPLETED BY CUSTOMERS DURING 2021

FOR THE YEAR ENDING DECEMBER	Local Exchange	Average # of Customer Lines in Use	Local Calls		Toll Calls Originated (Total of all Carriers)			Avg./ Line
			Number (1000s)	Avg./ Line	Intrastate	Interstate	Total	
1	Leon, Idaho	N/A	N/A	N/A	N/A	N/A	N/A	N/A
2	Lenore, Idaho	N/A	N/A	N/A	N/A	N/A	N/A	N/A
3								
4								
5								
6								
7								
8								
9								
10								
11								
12								
13								
14								
15								
16								
17								
18								

ANNUAL REPORT FOR SMALL TELEPHONE COMPANIES
YEAR ENDED DECEMBER 31, 2021

CUSTOMER RELATIONS RULES COMPLIANCE

Rule IDAPA 31.21.01.603
Rule IDAPA 31.41.01.105

Please provide copies of:

Summary of Customer Relations Rules for Telephone Corporations

Idaho Telephone Solicitation Act Notification

Method of Notification:

Mailed separately to customers	Yes _____	No <u> X </u>
Included in directory	Yes <u> X </u>	No _____
Date of notification	<u>December, 2020 through December, 2021</u>	
Alternate method of notification	<u>None</u>	

Rule IDAPA 31.41.01.403.02

Record of Complaints:

Number received by Company 5

Category of complaints (if known):


Deposit Disputes	<u> 0 </u>
Charges on Bill	<u> 1 </u>
Denial/Termination	<u> 1 </u>
Quality or Availability of Service	<u> 0 </u>
Carrier Selection/Assignment	<u> 0 </u>
Miscellaneous	<u> 3 </u>


CERTIFICATE

FOR THE YEAR ENDING DECEMBER 31, 2021)
County of Kittitas) ss
)

WE, the undersigned Douglas W. Weis, President
and James K. Brooks, Treasurer
of the Inland Telephone Company utility,


on our oath do severally say that the foregoing return has been prepared under our direction, from the original books, papers, and records of said utility; that we have carefully examined same, and declare the same to be a correct statement of the business affairs of said utility for the period covered by the return in respect to each and every matter and thing therein set forth, to the best of our knowledge, information and belief.



President
Douglas W. Weis


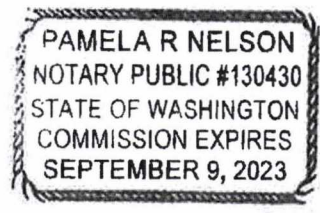
Treasurer/Controller
James K. Brooks

Subscribed and Sworn to Before Me this 12 day of April, 2022



Notary Public
Pam Nelson

My Commission expires



Rev 3/02